


# Follow the Trail to Bobcat

Learn and say the  
Scout Oath, with help if needed.

Hint:


On my honor I will do my best to...




Learn and say the Scout  
Law, with help if needed.

Hint:

A Scout is Loyal...




With your parent or  
guardian, complete the  
exercises from the pamphlet  
in the front of your hand  
book, *How to Protect Your  
Children from Child Abuse:  
A Parent's Guide.*



Give the Cub Scout salute.  
Tell what it means.

Show the Cub Scout sign.  
Tell what it means.



Say the Cub Scout motto.  
Tell what it means.

Show the Cub Scout handshake.  
Tell what it means.



Follow the Trail to Bobcat, color in the paw prints when  
you have completed each task.

# Trail to Bobcat Help

## Learn and say the Scout Oath, with help if needed

On my honor I will do my best to do my duty to God and my country and obey the Scout Law; to help other people at all times; to keep myself physically strong, mentally awake, and morally straight.



## Learn and say the Scout Law, with help if needed

A Scout is trustworthy, loyal, helpful, friendly, courteous, kind, obedient, cheerful, thrifty, brave, clean, and reverent.

## Show the Cub Scout sign. Tell what it means.

The two fingers stand for two parts of the Promise — “to help other people” and “to obey.” They look like a wolf’s ears ready to listen to Akela. **Make the sign with your right hand and with your arm held straight up**



## Show the Cub Scout handshake. Tell what it means.

## Say the Cub Scout motto. Tell what it means

### Do Your BEST - It means—

When you play a game, do your best to help your team win.

When you study in school, do your best to learn from your teacher.

When you help at home, do your best to help your family. Whatever you do, do your best.

Here’s how to shake hands with another Cub Scout. Hold out your right hand just as you always do to shake hands. Put your first two fingers along the inside of the other boy’s wrist. This means that you help and that you obey the Law of the Pack.

## Give the Cub Scout salute. Tell what it means.

With your parent or guardian, complete the exercises from the pamphlet in the front of your handbook, *How to Protect Your Children from Child Abuse: A Parent’s Guide*.



Salute with your right hand. Hold your fingers as you do for the Cub Scout sign. Keep the two straight fingers close together. Touch the tips of those fingers to your cap. If you are not wearing a cap, touch your eyebrow.

A salute is a way to show respect to your leaders. It shows that you look up to them and respect them. We salute the flag to show respect to our country.

**Helpers, be sure to sign the handbook after each task is accomplished!**